



BOSTON FOUNDATION *for* SIGHT

Dry Eye and GVHD: How BostonSight® PROSE Treatment Can Help

“**MY BONE MARROW** transplant gave me back my life.
But I wasn’t able to enjoy that life until I got PROSE.”

— Robert Strom, patient, Fred Hutchinson Cancer Research Center



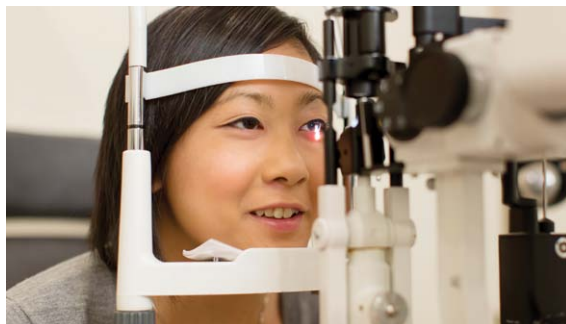


GVHD AND THE EYE

In 2011, over 25,000 patients worldwide received stem cell or bone marrow transplants from donors other than themselves (allogeneic), with the number rising every year. Approximately half of these patients develop a complication called chronic graft versus host disease (GVHD). GVHD is a condition in which T cells from the donor graft recognize the host's tissues as foreign and mount an immunologic attack.

60 - 70% of patients with chronic GVHD develop ocular GVHD. Symptoms include blurry vision, dry eye, burning, gritty sensation, pain and light sensitivity.

Currently there is no cure for ocular chronic GVHD — **but there is relief.**



“**MY BONE MARROW** transplant gave me back my life. But I wasn't able to enjoy that life until I got PROSE.”

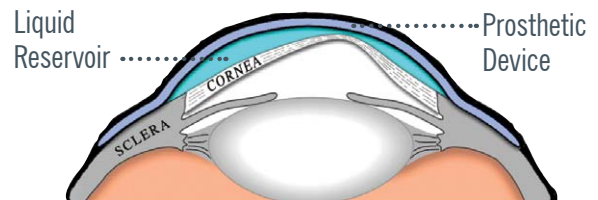
— **Robert Strom, patient**
Fred Hutchinson Cancer Research Center

BOSTONSIGHT PROSE TREATMENT

Hundreds of patients with ocular chronic GVHD have had their vision restored and quality of life transformed with our innovative treatment, prosthetic replacement of the ocular surface ecosystem (PROSE) treatment.

During BostonSight® PROSE treatment doctors custom design FDA approved prosthetic devices to replace or support damaged ocular functions; improving vision and reducing pain and light sensitivity. PROSE is available at a growing number of top-ranked academic medical centers and clinics through our BostonSight Network.

The prosthetic devices used in PROSE are transparent domes, about the size of a nickel, made of gas permeable plastic that allows oxygen to reach the ocular surface.



PROSE devices fit under the eyelids and rest on the sclera (the relatively insensitive white tissue of the eye), vaulting the damaged cornea and creating a new smooth optical surface that protects the eye from the environment and blink trauma. The removable prosthetic devices are filled with saline at the time of application, creating a reservoir of fluid that continuously bathes the eye in oxygenated artificial tears.



BENEFITS

BostonSight® PROSE treatment can:

- Reestablish a healthy and stable ocular surface environment that supports healing and reduces symptoms
- Improve blurry vision by masking surface corneal irregularities and transmitting a sharp image to the back of the eye
- Prevent further damage by protecting the cornea against the environment and eyelids



“**MY QUALITY OF LIFE** improved a great deal...Now, I can watch TV, read and work, which I could not do before because of the constant discomfort in my eyes.”

— GVHD patient

SYMPTOMS AND TREATMENT SUCCESS

Recently, Boston Foundation for Sight conducted an online survey of more than 1,000 people with corneal disease, the majority of whom suffer with dry eye.

SYMPTOMS

For the 51 respondents diagnosed with ocular GVHD, including 41 PROSE patients:

- 96% had moderate or severe pain
- 87% had difficulty reading regular print newspapers, magazines or websites
- 80% had difficulty with work or hobbies that require seeing up close
- 77% had light sensitivity
- 75% had trouble driving at night

TREATMENT SUCCESS

When asked about success with a variety of treatments:

- 0% had significant success with oral antibiotics, fish oil or flax seed oil
- 0% with topical immunosuppression (Restasis / cyclosporine)
- 0% with punctal plugs
- 0% with topical steroids
- 7% with artificial tears, lubricant gel or lubricant ointment

76% had significant success with BostonSight® PROSE

93% had moderate or significant success



RESTORING SIGHT - RECLAIMING LIVES

Boston Foundation for Sight is a world renowned nonprofit eye healthcare organization with a mission to improve the quality of life for patients and their families by transforming the understanding, treatment and care of complex corneal disease. Since our founding in 1992, we have restored vision to thousands of patients.

Through partnerships with the acclaimed Massachusetts Eye and Ear and New England College of Optometry, Cornea Fellows and Optometry Residents are educated in the latest treatments and join doctors in cutting edge clinical research.

PATIENT SERVICES AND AMENITIES

Compassionate care is at the heart of our approach to patients and their families. We strive to make the entire treatment experience as supportive and healing as possible.

Our Needham, MA Center of Excellence includes a Medical Institute, a BostonSight® PROSE Device Manufacturing Lab, a Clinical Research Center and a Patient & Community Support Center.

Onsite patient amenities include a community kitchen with complimentary food, a low-light quiet room, free wireless internet in our lounge, and a media and game room. Online supports include our *Connected Visions* blog, *PROSE Eye View* e-bulletin and a thriving Facebook community.

To learn more please visit www.bostonsight.org.

SCHEDULE A CONSULTATION!

Contact our New Patient Affairs department today at www.bostonsight.org/contact or 781-726-7501 to learn more about PROSE or set up a medical consultation.

INSURANCE COVERAGE

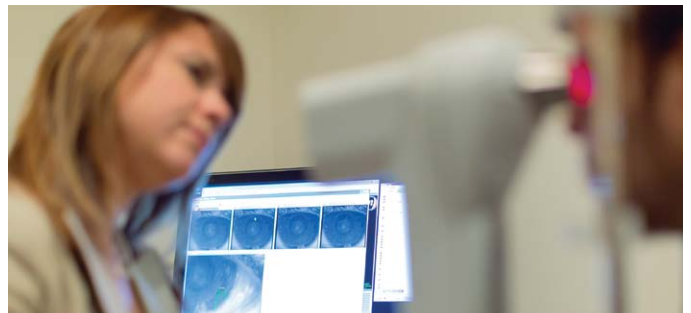
Almost 80% of our patients are covered by insurance and/or financial assistance. Our staff works with each patient and health insurance providers to obtain prior authorizations when necessary and are happy to help with financial assistance applications.

FOR PHYSICIAN REFERRALS

For new patient referrals or inquiries from medical professionals please call our Physician Referral Hotline at 781-726-7501 or email doctorinquiries@bostonsight.org.

You can also complete our Physician Referral Form online at www.bostonsight.org/doctors and fax it along with your last note to 781-726-7311; or email the form and your note to doctorinquiries@bostonsight.org.

Boston Foundation for Sight
464 Hillside Avenue, Suite 205
Needham, MA 02494
781-726-7337
www.bostonsight.org






MEET OUR DOCTORS



Deborah S. Jacobs, MD
MEDICAL DIRECTOR



Amy Parminder, MD




Karen G. Carrasquillo
OD, PHD, FAO
DIRECTOR OF CLINICAL CARE



Rutvi Doshi, OD, FAO



Alan Kwok, OD, FAO



Chirag Patel, OD, FAO



Crystal D. Remington
OD, FAO

BOSTONSIGHT NETWORK

ALKEK EYE CENTER
Baylor College of Medicine, Houston, TX

BASCOM PALMER EYE INSTITUTE
University of Miami, Plantation, FL

BOSTON FOUNDATION FOR SIGHT
Needham, MA

BROOKE ARMY MEDICAL CENTER
San Antonio, TX

ILLINOIS EYE AND EAR INFIRMARY
University of Illinois College of Medicine, Chicago, IL

FLAUM EYE INSTITUTE (OPENING WINTER 2015)
University of Rochester, Rochester, NY

KELLOGG EYE CENTER
University of Michigan, Ann Arbor, MI

MASSACHUSETTS EYE AND EAR
Boston, MA

NORTH SHORE — LIJ HEALTH SYSTEM
Great Neck, NY

PROCTOR FOUNDATION
at University of California, San Francisco, CA

USC EYE INSTITUTE
University of Southern California, Los Angeles, CA

WEILL CORNELL EYE ASSOCIATES
Weill Cornell Medical College, New York, NY

WILMER EYE INSTITUTE
at Johns Hopkins, Baltimore, MD

The BostonSight® Network is always expanding.
Visit www.bostonsight.org/providers.