



BOSTON FOUNDATION *for* SIGHT

## Dry Eye Syndrome: How BostonSight® PROSE Treatment Can Help

“**I CANNOT EVER GO WITHOUT** my PROSE devices. They are a miracle for comfort. Without them, I would be sitting in a dark room in pain, with a hot compress over my eyes.”

— Dry eye patient





## DRY EYE IN PERSPECTIVE

Approximately 1 in 100 adults struggles with moderate or severe dry eye syndrome, a complex disease of the tear film and ocular surface. Symptoms include discomfort (stinging, burning, a gritty feeling, pain and light sensitivity), redness, and visual disturbance with potential inflammation and damage to the ocular surface. This condition can lead to chronic pain, corneal scarring, and loss of vision.

Dry eye syndrome is associated with a number of conditions, including Stevens Johnson syndrome (SJS/TENS); ocular chronic graft versus host disease (GVHD); Sjögren's syndrome; history of eye surgery (LASIK, PRK, cornea transplantation); herpes zoster (shingles); and herpes simplex (ocular herpes).

Currently, there is no cure for moderate to severe dry eye — **but there is long term relief.**



### “I CANNOT EVER GO WITHOUT

my PROSE devices. They are a miracle for comfort. Without them, I would be sitting in a dark room in pain, with a hot compress over my eyes.”

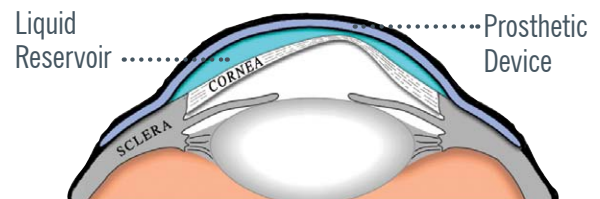
— Dry eye patient

## BOSTONSIGHT PROSE TREATMENT

Hundreds of patients with dry eye have had their vision restored and quality of life transformed with our innovative treatment, prosthetic replacement of the ocular surface ecosystem (PROSE) treatment.

During BostonSight® PROSE treatment doctors custom design FDA approved prosthetic devices to replace or support damaged ocular functions; improving vision and reducing pain and light sensitivity. PROSE is available at a growing number of top-ranked academic medical centers and clinics through our BostonSight Network.

The prosthetic devices used in PROSE are transparent domes, about the size of a nickel, made of gas permeable plastic that allows oxygen to reach the ocular surface.



PROSE devices fit under the eyelids and rest on the sclera (the relatively insensitive white tissue of the eye), vaulting the damaged cornea and creating a new smooth optical surface that protects the eye from the environment and blink trauma. The removable prosthetic devices are filled with saline at the time of application, creating a reservoir of fluid that continuously bathes the eye in oxygenated artificial tears.



## BENEFITS

BostonSight® PROSE treatment can:

- Reestablish a healthy and stable ocular surface environment that supports healing and reduces symptoms
- Improve blurry vision by masking surface corneal irregularities and transmitting a sharp image to the back of the eye
- Prevent further damage by protecting the cornea against the environment and eyelids



“**SINCE GETTING PROSE** treatment, my eyes have improved dramatically... I could not go out in bright sunlight without getting terrific headaches from eye glare.”

— Dry eye patient

## SYMPTOMS AND TREATMENT SUCCESS

Recently, Boston Foundation for Sight conducted an online survey of more than 1,000 people with corneal disease, the majority of whom suffer with dry eye.

### SYMPTOMS

For the 511 respondents diagnosed with dry eye, including 154 PROSE patients:

- 84% had moderate or severe eye pain
- 81% had difficulty reading regular print newspapers, magazines or websites
- 77% had light sensitivity
- 75% had difficulty driving at night
- 74% had difficulty with work or hobbies that require seeing up close

### TREATMENT SUCCESS

When asked about success with a variety of treatments:

- 4% had significant success with oral antibiotics, fish oil or flax seed oil
- 4% with punctal plugs
- 5% with topical immunosuppression
- 8% with topical steroids
- 13% with artificial tears, lubricant gel or lubricant ointment

**77% had significant success with BostonSight® PROSE**

**93% had moderate or significant success**



## RESTORING SIGHT - RECLAIMING LIVES

Boston Foundation for Sight is a world renowned nonprofit eye healthcare organization with a mission to improve the quality of life for patients and their families by transforming the understanding, treatment and care of complex corneal disease. Since our founding in 1992, we have restored vision to thousands of patients.

Through partnerships with the acclaimed Massachusetts Eye and Ear and New England College of Optometry, Cornea Fellows and Optometry Residents are educated in the latest treatments and join doctors in cutting edge clinical research.

## PATIENT SERVICES AND AMENITIES

Compassionate care is at the heart of our approach to patients and their families. We strive to make the entire treatment experience as supportive and healing as possible.

Our Needham, MA Center of Excellence includes a Medical Institute, a BostonSight® PROSE Device Manufacturing Lab, a Clinical Research Center and a Patient & Community Support Center.

Onsite patient amenities include a community kitchen with complimentary food, a low-light quiet room, free wireless internet in our lounge, and a media and game room. Online supports include our *Connected Visions* blog, *PROSE Eye View* e-bulletin and a thriving Facebook community.

To learn more please visit [www.bostonsight.org](http://www.bostonsight.org).

## SCHEDULE A CONSULTATION!

Contact our New Patient Affairs department today at [www.bostonsight.org/contact](http://www.bostonsight.org/contact) or 781-726-7501 to learn more about PROSE or set up a medical consultation.

## INSURANCE COVERAGE

Almost 80% of our patients are covered by insurance and/or financial assistance. Our staff works with each patient and health insurance providers to obtain prior authorizations when necessary and are happy to help with financial assistance applications.

## FOR PHYSICIAN REFERRALS

For new patient referrals or inquiries from medical professionals please call our Physician Referral Hotline at 781-726-7501 or email [doctorinquiries@bostonsight.org](mailto:doctorinquiries@bostonsight.org).

You can also complete our Physician Referral Form online at [www.bostonsight.org/doctors](http://www.bostonsight.org/doctors) and fax it along with your last note to 781-726-7311; or email the form and your note to [doctorinquiries@bostonsight.org](mailto:doctorinquiries@bostonsight.org).

Boston Foundation for Sight  
464 Hillside Avenue, Suite 205  
Needham, MA 02494  
781-726-7337  
[www.bostonsight.org](http://www.bostonsight.org)






## MEET OUR DOCTORS



Deborah S. Jacobs, MD  
MEDICAL DIRECTOR



Amy Parminder, MD




Karen G. Carrasquillo  
OD, PHD, FAO  
DIRECTOR OF CLINICAL CARE



Rutvi Doshi, OD, FAO



Alan Kwok, OD, FAO



Chirag Patel, OD, FAO



Crystal D. Remington  
OD, FAO

## BOSTONSIGHT NETWORK

ALKEK EYE CENTER  
Baylor College of Medicine, Houston, TX

BASCOM PALMER EYE INSTITUTE  
University of Miami, Plantation, FL

BOSTON FOUNDATION FOR SIGHT  
Needham, MA

BROOKE ARMY MEDICAL CENTER  
San Antonio, TX

ILLINOIS EYE AND EAR INFIRMARY  
University of Illinois College of Medicine, Chicago, IL

FLAUM EYE INSTITUTE (OPENING WINTER 2015)  
University of Rochester, Rochester, NY

KELLOGG EYE CENTER  
University of Michigan, Ann Arbor, MI

MASSACHUSETTS EYE AND EAR  
Boston, MA

NORTH SHORE — LIJ HEALTH SYSTEM  
Great Neck, NY

PROCTOR FOUNDATION  
at University of California, San Francisco, CA

USC EYE INSTITUTE  
University of Southern California, Los Angeles, CA

WEILL CORNELL EYE ASSOCIATES  
Weill Cornell Medical College, New York, NY

WILMER EYE INSTITUTE  
at Johns Hopkins, Baltimore, MD

The BostonSight® Network is always expanding.  
Visit [www.bostonsight.org/providers](http://www.bostonsight.org/providers).